

CANADIAN AMATEUR SOFTBALL ASSOCIATION  
NATIONAL OFFICIATING CERTIFICATION PROGRAM



# **LEVEL II**

# **UMPIRE MANUAL**

# **SLO-PITCH**

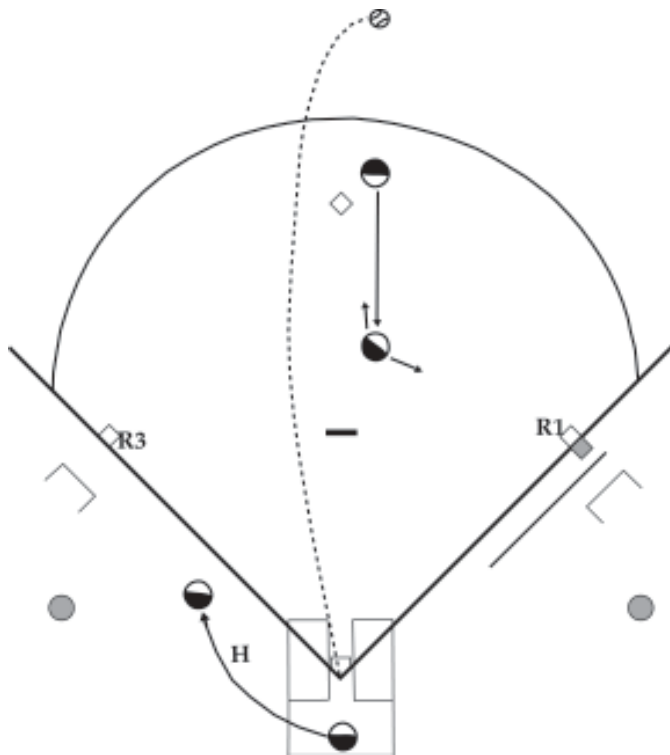
*Revised: January 2004*

*ISBN #1-894697-20-0*

*© Copyright by Softball Canada 2004*

Section 10-Two Umpire System SP  
**Runners on 1st and 3rd base**

**BALL HIT TO THE OUTFIELD**



**Plate Umpire**

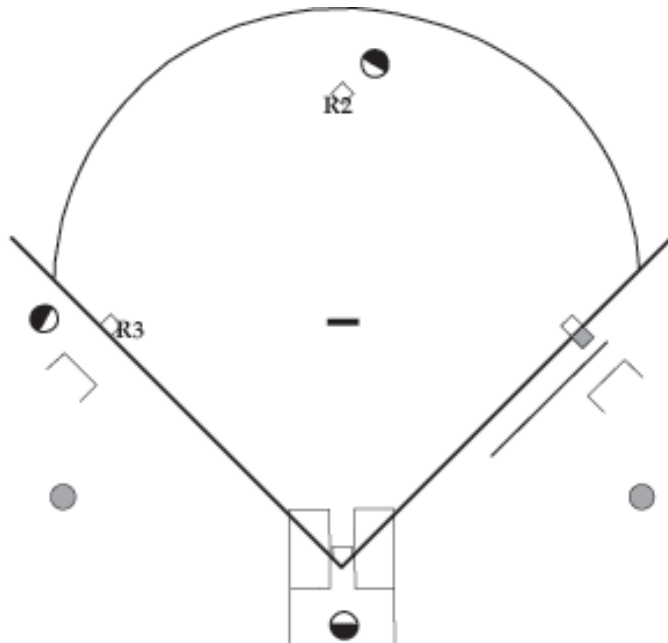
- Move into foul territory toward 3rd base
- On hits near the foul lines, stay near home plate to determine fair or foul.
- On a fly ball, go about half way to third base to line up R3 for a tag up. Judge catch or no catch.
- Be in a position to make a call at home.
- If the batter continues towards 2nd base, head to 3rd base for a potential play.
- When the play has ceased, call and signal “TIME”.

**Base Umpire**

- Move into the infield.
- Anticipate whether the batter/runner will stay at 1st base or continue to 2nd base and position accordingly.
- Keep the play in front of you.
- On an extra base hit, take the batter-runner into 3rd base.
- Watch for bases touched.
- Mirror the plate umpire's “TIME” signal.

Section 10-Two Umpire System SP  
**Runners on 2nd and 3rd base**

**STARTING POSITION**



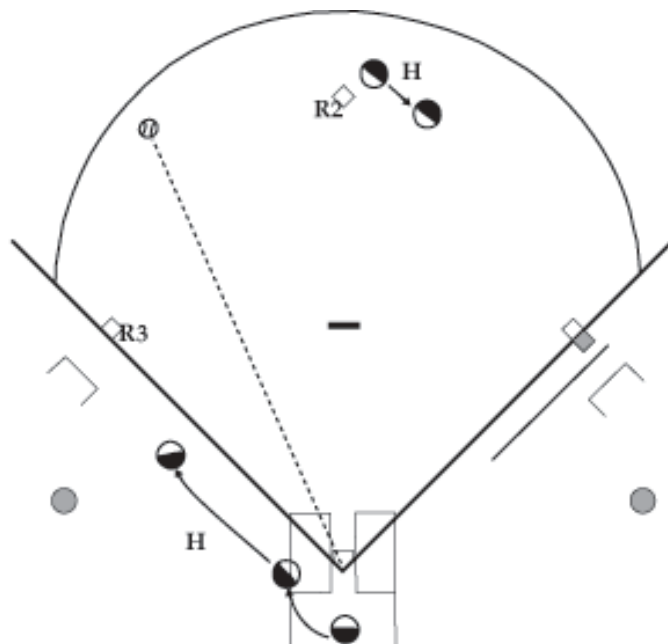
**Plate Umpire**

- Take a position in the opposite box to the batter as explained in the plate umpire mechanics.

**Base Umpire**

- Take a position 4-6 feet beyond 2nd base on a line extended from 3rd to 2nd base..
- Go into the set position when the pitch is judged legal.
- Responsible for all lead off calls.

**BALL HIT IN THE INFIELD**



**Plate Umpire**

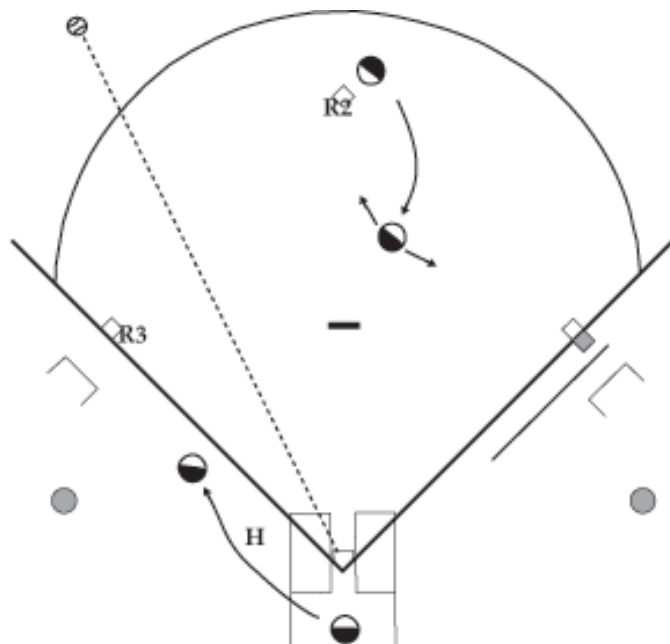
- Move into foul territory toward 3rd base
- Prepare for a play at the plate.
- If the play goes to 1st base, watch the batter in the chute.
- Be prepared for possible plays at 3rd base and home.
- On an overthrown ball, call and signal “TIME” and place the runner.s
- When the play has ceased, call and signal “TIME” .

**Base Umpire**

- Move towards 1st base.
- Anticipate and stay out of the way of the fielders.
- Let the ball turn you into the play.
- Make calls at 2nd and 1st base.
- Mirror the plate umpire's “TIME” signal.

Section 10-Two Umpire System SP  
**Runners on 2nd and 3rd base**

**BALL HIT TO THE OUTFIELD**



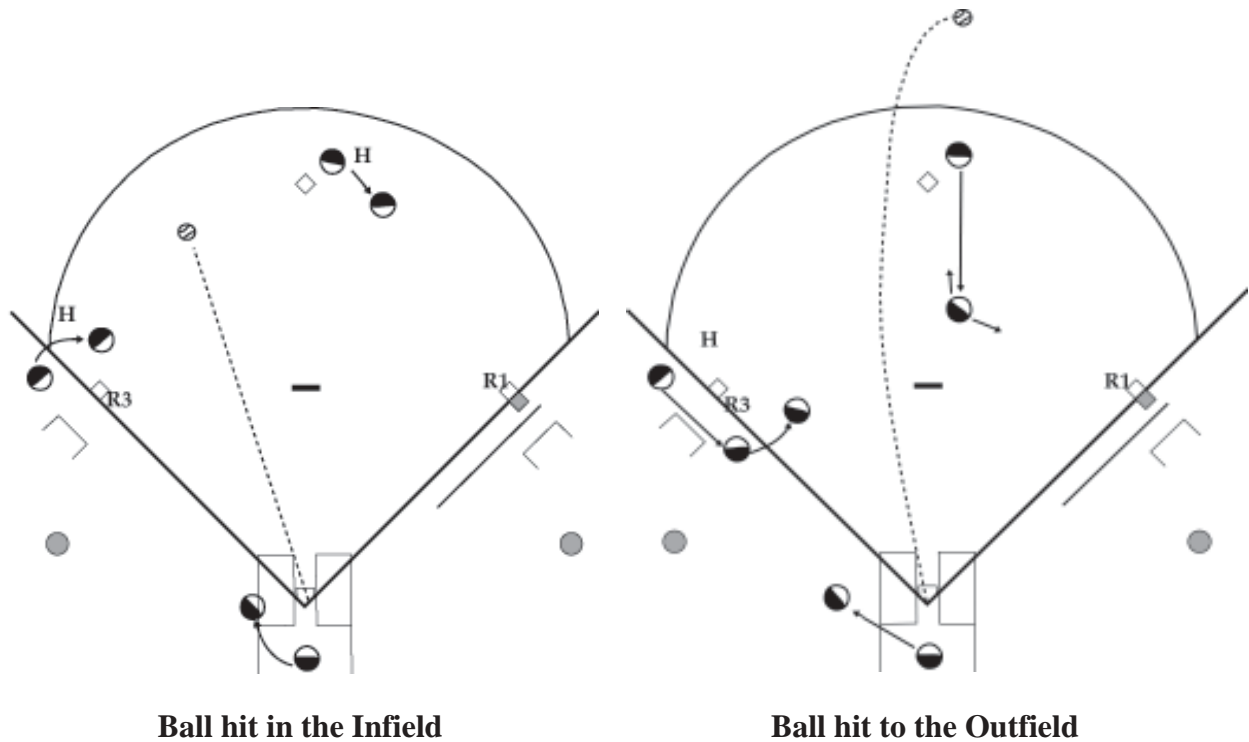
**Plate Umpire**

- Move into foul territory toward 3rd base.
- On hits near the foul lines, stay near home plate to determine fair or foul.
- On a fly ball, go about half way to third base to line up R3 for a tag up. Judge catch or no catch.
- Be in a position to make a call at home.
- Be prepared to move towards 3rd base or home for a potential play.
- When the ball returns to the infield and all play has ceased, call and signal “TIME”.

**Base Umpire**

- Move into the infield and button hook. Keep the ball and R1 in front of you.
- Watch the tag up at 2nd base.
- Be prepared to move to 2nd or 1st base for a possible play on the batter-runner.
- On an extra base hit, take the batter-runner into 3rd base.
- Mirror the plate umpire's “TIME” signal.

## Runners on 1st and 3rd base



**Ball hit in the Infield**

**Ball hit to the Outfield**

### Plate Umpire

- Call all hit balls fair or foul.
- On all hits, move out to the left and in front of the plate to watch the ball, then move back into foul territory to prepare for a possible call at home plate. Be aware of R3 coming into home plate.
- On a play at 1st base, watch the batter run the chute.

### 1st Base Umpire

- Take a position 4-6 feet beyond 2nd base in a line extended from 3rd to 2nd base.
- Get into the set position when the pitch is judged legal.
- Watch for lead-offs at 1st base.
- On balls hit to the infield, move towards 1st base. Make the call at 1st base.
- On a hit to the outfield, buttonhook into the infield and watch R1 and the batter/runner touch 1st and 2nd base.
- On flies to the outfield, move into the infield to a position that enables you to watch for the tag up at 1st base.

### 3rd Base Umpire

- Take a position in foul territory, 10-12 feet beyond 3rd base.
- Watch for lead-offs at 3rd base.
- On balls hit to the infield, move into fair territory and prepare for a play at 3rd base.
- On a hit to the outfield, move into the infield and prepare for a play at 3rd base.
- On a fly ball, move down the line in foul territory, line up R3 and watch the tag up.
- Be careful not to interfere with the throw or the runner to make a call.